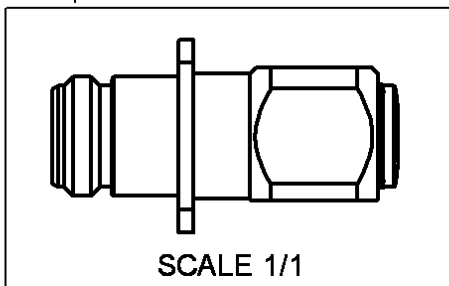
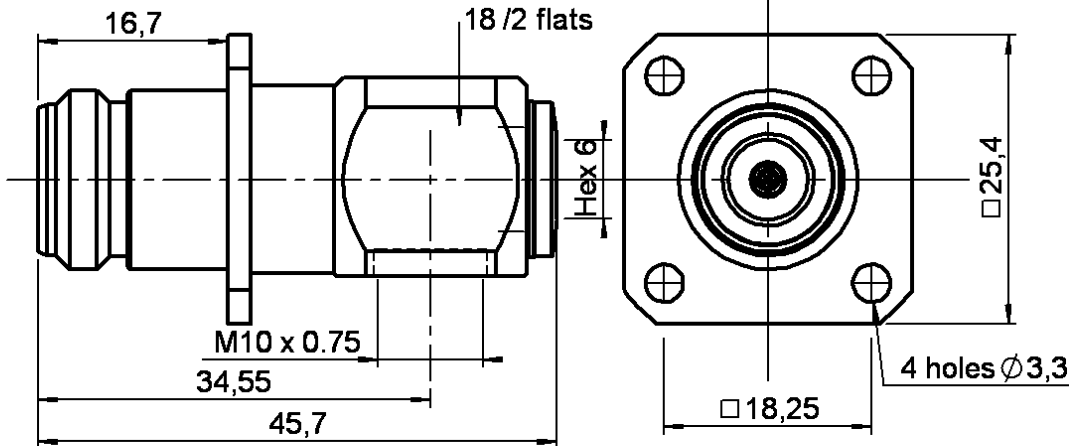


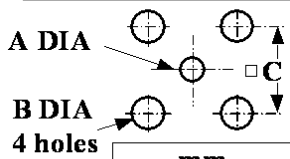
COAXI-KIT FLANGE JACK

R161.912.120

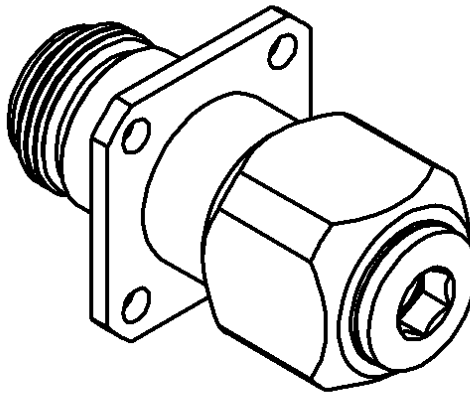
Series : N



PANEL CUT OUT



	mm	
	Maxi	mini
A	16.3	16.1
B	3.3	3.2
C	18.35	18.15



All dimensions are in mm.



COMPONENTS	MATERIALS	PLATINGS (µm)
BODY	BRASS	BBR 0.5 OVER SILVER 3
CENTER CONTACT	BERYLLIUM COPPER	SILVER 3 OVER COPPER 0.5
OUTER CONTACT	BRASS	BBR 0.5 OVER SILVER 3
INSULATOR	PTFE	
GASKET		
OTHERS PARTS	BRASS	BBR 2
-	-	-
-	-	-

Issue : 0139 A

In the effort to improve our products, we reserve the right to make changes judged to be necessary.



COAXI-KIT FLANGE JACK

R161.912.120

Series : N

PACKAGING

Standard	Unit	Other
20	'W' option	Contact us

SPECIFICATION

ELECTRICAL CHARACTERISTICS

Impedance		50 Ω
Frequency		0-11 GHz
VSWR	1.5*** +	0.000 x F(GHz) Maxi
Insertion loss		0.07 √F(GHz) dB Maxi
RF leakage	- (90** ,	- F(GHz)) dB Maxi
Voltage rating		* Veff Maxi
Dielectric withstanding voltage		* Veff mini
Insulation resistance		5000 MΩ mini

CABLE ASSEMBLY

Stripping	a	b	c	d	e	f
mm	0.00	0.00	0.00	0.00	0.00	0.00

Assembly instruction :

Recommended cable(s)

MECHANICAL CHARACTERISTICS

Center contact retention		
Axial force – Mating end	27	N mini
Axial force – Opposite end	27	N mini
Torque		N.cm mini

Cable retention

- pull off	N mini
- torque	N.cm

TOOLING

Part Number	Description	Hexagon
.	.	.

Recommended torque		
Mating	NA	N.cm
Panel nut	NA	N.cm
Clamp nut	NA	N.cm
A/F clamp nut	18.000	mm

OTHERS CHARACTERISTICS

*VSWR according to coaxi-kit tip used

**3GHz

***Right angle connector

EZ Fit type :

For superflexible corrugated cable :DC-11 GHz

Others models :DC-2.5 GHz

Mating life	500	Cycles mini
Weight	72.930	g

ENVIRONMENTAL

Operating temperature	-55/+155	° C
Hermetic seal	NA	Atm.cm3/s
Panel leakage	NA	

Issue : 0139 A

In the effort to improve our products, we reserve the right to make changes judged to be necessary.

